

Vision

Elders and adults with disabilities live in a supportive community with dignity and as much independence as possible.

Mission

Family Eldercare provides essential services to elders, adults with disabilities, and those who care for them.



2210 Hancock Drive
Austin, TX 78756

phone 512/450-0844
fax 512/459-6436

www.familyeldercare.org

Family Eldercare programs

are designed to prevent abuse, neglect and financial exploitation of the elderly and people with disabilities.

Our programs and services support and sustain elders and people with disabilities so they might live safe and enriched lives.




Parsons House helps with the Summer Fan Drive

With the support of the community and corporate sponsors, Family Eldercare partnered with 42 organizations to distribute more than 7,400 fans and air conditioners to individuals and families in 11 Central Texas counties.



Family Eldercare is a 501 (c) (3) non profit organization.

AGING IN COMMUNITY



Family Eldercare

ANNUAL REPORT 2007

2007 Board of Directors

Gail Sulak, President
 Diane "DeDe" Hebner, President Elect
 Brentley C. Weber, Treasurer/Past President
 J.C. "Dusty" McCormick, Secretary
 Cheryl George, Development
 Michelle Bonilla
 Tom Buckle
 Dustin C. Bunness
 John A. Crane
 Maggie H. Freeman
 Craig Hopper
 John O. Limon
 Barbara K. Lipscomb
 Ann Marett
 Trish O'Day
 Mark Schreiber
 Terri Seiler
 Clinton Smith
 Richard Thormann
 Olivia Ussery

Karen Langley, Executive Director

President's Council

Jacqueline Angel
 Don Carnes
 Ellis M. "Pat" Craig
 Mark A. Davis
 Clyde Farrell
 Alva Finck
 Holly Gilman
 Deborah Green
 John Hamje
 Jackie Lelong
 Donna Loflin
 Wendy Schaefer
 Susan Sharlot
 G. Gaye Thompson

By 2015 the number of older adults in Travis County who need daily living assistance will increase by 42%.



Family Eldercare is dedicated to creating a network of support for those we serve, protecting the vulnerable from exploitation and providing shelter and companionship to those who have neither.

More than 5,800 clients were assisted through the following programs:

- In-Home Care and Respite Services
- Consultation and Service Coordination
- Bill Payer and Money Management
- Guardianship Services
- Elder Shelter Transitional Housing
- Lyons Gardens Senior Housing
- Summer Fan Drive

Consolidating Statement of Activities

DECEMBER 31, 2007

	FAMILY ELDERCARE			LYONS GARDENS		
	Unrestricted	Temporarily Restricted	Total	Unrestricted	Temporarily Restricted	Total
Revenue and other Support						
Grants and Contracts	\$798,611	\$672,293	\$1,470,904			\$1,470,904
Allocations from United Way		105,000	105,000			105,000
Contributions	353,032	353,032	353,032			353,032
Contributions - Capital Campaign		390,573	390,573			390,573
Contributed Services	822,520	822,520	822,520			822,520
Rent-Lyons Gardens				288,504		288,504
Fees for Services	1,189,270		1,189,270			1,189,270
Fundraising Events	123,760	114,753	238,513			238,513
Other Revenue	23,655		23,655	4,960		28,615
Investment Income	26,780		26,780	1,432		28,212
Net Assets Released from Donor Imposed Restrictions	655,200	(655,200)				
Total Revenue and Other Support	\$3,992,828	\$627,419	\$4,620,247	\$294,896		\$4,915,143
Expenses						
Program Services	\$3,598,579		\$3,598,579	\$392,660		\$3,991,239
Supporting Services	283,239		283,239			321,512
Management and General	320,891		320,891	\$38,273		320,891
Fundraising	\$4,202,709		\$4,202,709	\$430,933		\$4,633,642
Total Expenses	(\$209,881)	\$627,419	\$417,538	(\$136,037)		\$281,501
Change in Net Assets						
Other Changes in Net Assets						
Other Changes						
Beginning Net Assets	\$1,617,225	\$977,713	\$2,594,938	\$824,500		\$3,419,438
Ending Net Assets	\$1,407,344	\$1,605,132	\$3,012,476	\$688,463		\$3,700,939

Consolidating Statement of Financial Position

DECEMBER 31, 2007

	FAMILY ELDERCARE	LYONS GARDENS	TOTAL
Assets			
Current Assets			
Cash	\$423,616	\$14,097	\$437,713
Investments			
Accounts Receivable & Pledges	839,636	1,382	841,018
Prepaid Expenses	67,399		67,399
Total Current Assets	\$1,330,651	\$15,479	\$1,346,130
Cash Designated or Restricted	\$633,884	\$72,717	\$706,601
Pledges Due in Future Periods	328,671		328,671
Fixed Assets			
Land and Buildings	\$933,129	\$5,434,082	\$6,367,211
Furniture and Equipment	161,964	322,099	484,063
Less Accumulated Depreciation	(346,226)	(436,444)	(782,670)
Pre-Construction Costs	65,527		65,527
Total Fixed Assets	\$814,394	\$5,319,737	\$6,134,131
Other Assets	\$36,232		\$36,232
Total Assets	\$3,143,832	\$5,407,933	\$8,551,765
Liabilities and Net Assets			
Accounts Payable	\$28,254	\$29,719	\$57,973
Payroll Related Payables	35,580		35,580
Accrued Wages Payable and Other Payables		2,810	2,810
Accrued Management Fees		9,428	9,428
Accrued Vacation Leave Payable	47,098		47,098
Deferred Revenue		851	851
Total Current Liabilities	\$110,932	\$42,808	\$153,740
Funds Held for Others	\$20,424		\$20,424
Tenant Security Deposits		12,695	12,695
Contingent Long-term Liabilities		\$4,663,967	\$4,663,967
Total Liabilities	\$131,356	\$4,719,470	\$4,850,826
Net Assets			
Unrestricted Net Assets			
Available for General Operations	\$546,136	\$32,693	\$578,829
Designated by Board of Directors	46,814		46,814
Investment in Fixed Assets	814,394	655,770	1,470,164
Total Unrestricted Net Assets	\$1,407,344	\$688,463	\$2,095,807
Temporarily Restricted Net Assets	1,605,132		1,605,132
Permanently Restricted Net Assets			
Total Net Assets	\$3,012,476	\$688,463	\$3,700,939
Total Liabilities and Net Assets	\$3,143,832	\$5,407,933	\$8,551,765

Travis, Williamson and Hays counties face a projected increase of 74% in the total number of older adults by 2015.

2007 Major Funders

FOUNDATIONS

Austin Community Foundation
Ruth & Paul Connor Foundation
St. David's Community Health Foundation
Donald D. Hammill Foundation
Lola Wright Foundation
Isla Carroll Turner Friendship Trust
Topfer Family Foundation
Auxiliary to St. David's Medical Center
A Glimmer of Hope Foundation
United Health Foundation

CORPORATE


Advanced Micro Devices
3M
Statesman Season for Caring
BMC Software
Spansion
107.1 KGSR
KXAN Austin News
Merrilltown Equities, LTD
Volunteers of America
Heatherwilde

GOVERNMENTAL

City of Austin Health and Human Services
City of Austin Neighborhood Housing and
Community Development
Travis County Health and Human Services
Travis County Probate Court
Austin Travis County Mental Health
Mental Retardation Center
Texas Department of Aging and Disability Services
Texas Office of the Attorney General
Texas Health and Human Services Commission/
Guardianship Alliance of Texas
City of Georgetown

UNITED WAY

United Way Capital Area
United Way of Williamson County



Nearly 1 in 5 people have a disability, and almost one-half of persons over 65 have a disability.

Operations

CIVIC ENGAGEMENT

677 pro bono attorneys, Guardian Advocates, Bill Payer and special project volunteers provided 13,104 hours of service. The value of our volunteers' hours is estimated at \$901,632.

SERVICE AREA

Travis and Williamson counties
(The Summer Fan Drive includes Travis, Bastrop, Blanco, Caldwell, Colorado, Comal, Fayette, Hays, Lee, Llano, and Williamson counties.)

STAFF

40 full-time and 2 part-time employees and 100 in-home care attendants

ACTUAL OPERATING BUDGET

\$4,202,709



Sisters Dolores and Delphina at Lyons Gardens



National Charity League - Austin Chapter volunteers at Lyons Garden Senior Housing Community

2007 Client Services Profile

Family Eldercare programs served more than 5,800 older adults and people with disabilities.

RACE AND ETHNICITY

Caucasian..... 67%
African American..... 18%
Hispanic..... 14%
Other..... 1%

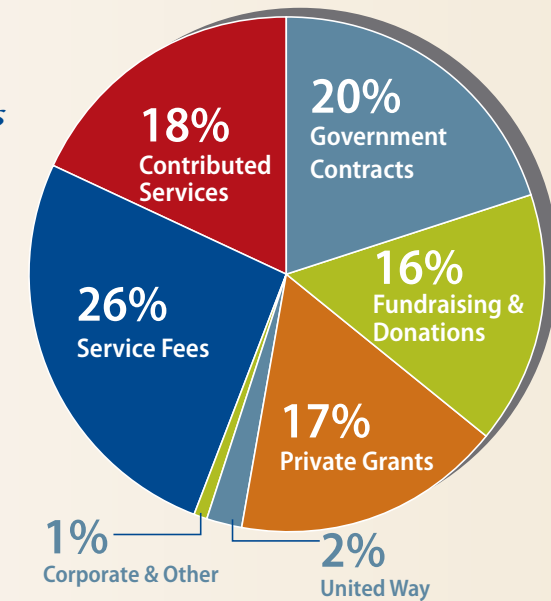
INCOME

Clients living at or below 200% poverty 75%
Clients living above 200% poverty 25%

AGE

55 years of age or older 75%
Under 55 years of age 25%

2007 Funding Sources



2007 Resource Allocation

Guardianship Services	38%
In-Home Care and Respite Services	29%
Housing and Community Services	14%
Administrative and Fundraising	15%
Summer Fan Drive	4%

Annual Operating Budget, 1998-2007

