


*Family Eldercare
Annual Report 2009*



2009 Board of Directors

Cheryl George, President
John A. Crane, President-Elect
Tom Buckle, Treasurer
Trish O'Day, Secretary
Ann Maret, Development
Rudy Belton
Michelle Bonilla
Dustin C. Bunness
Pat Campbell
Maggie H. Freeman
Grova F. Jones
John O. Limon
Barbara K. Lipscomb
Terri Seiler
Richard Thormann
Surangi Widyaratne

Karen Langley, Chief Executive Officer

President's Council

Jacqueline Angel
Don Carnes
Ellis M. "Pat" Craig
Mark A. Davis
Clyde Farrell
Alva Finck
Holly Gilman
Deborah Green
John Hamje
Diane "DeDe" Hebner
Jackie Lelong
Donna Loflin
J.C. "Dusty" McCormick
Wendy Schaefer
Susan Sharlot
Gail Sulak
G. Gaye Thompson
Brentley C. Weber



Loneliness and depression are common among older adults who live alone or are socially isolated. The St. David's Foundation survey found that 17% of older adults aged 64–75 identified loneliness as a problem. Among those in the 75+ age group, the rate was even higher—28%. Nearly 40% of older adults have a mental health diagnosis such as depression and anxiety. A lack of adequate transportation also contributes to loneliness and isolation.

Thousands of people rely on Family Eldercare for personal assistance and care, companionship and caregiver support services. Without our quality and affordable services, many of our clients would be exploited or abused, prematurely or unnecessarily institutionalized, or live in unsafe, isolated environments.

More than 6,000 clients were assisted through the following programs:

- In-Home Care and Caregiver Services
- Consultation and Service Coordination
- Money Management
- Guardianship
- Elder Shelter
- Lyons Gardens Senior Housing
- Lifetime Connections Without Walls
- Summer Fan Drive

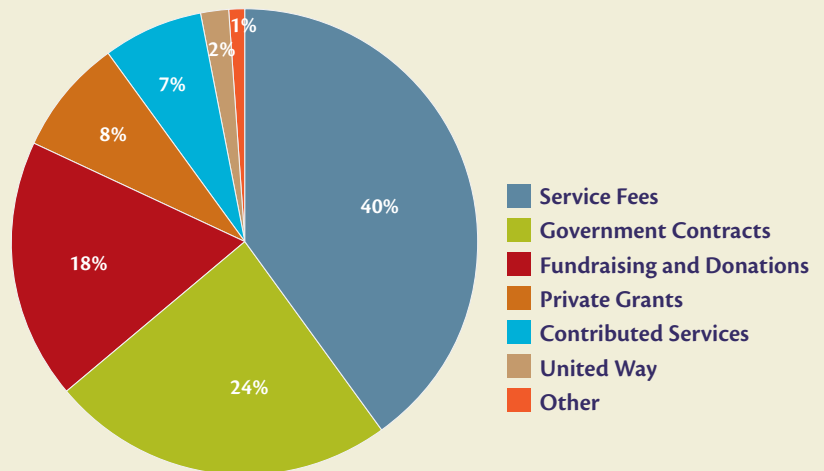


The number of older adults in Travis and Williamson County will quadruple by 2040. Central Texans age 55 and older are projected to total 400,000 by 2020—a 180% increase from 2000. Older adults will comprise more than one quarter of the Travis-Williamson County total population.

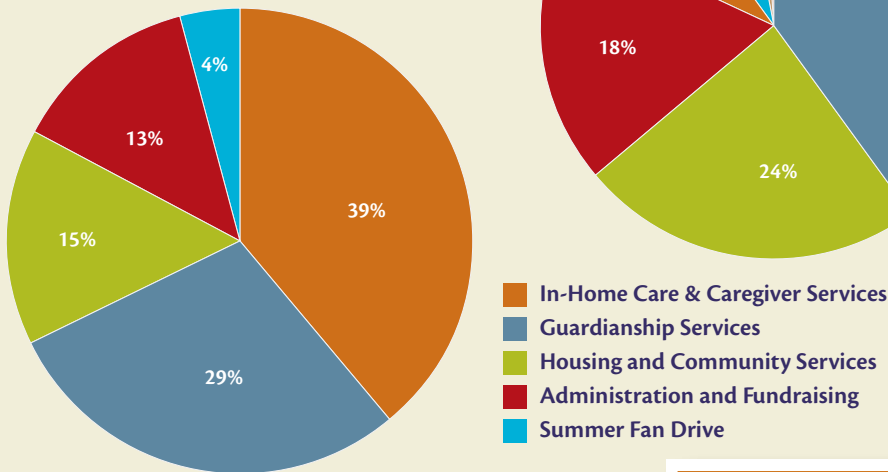


Rapid growth in the older adult population is increasing the need for Family Eldercare's services. Older adults prefer to age in place and remain living at home for as long as possible. Unfortunately, many have physical and mental health conditions that limit their ability to properly care for themselves. According to a survey by the St. David's Foundation, 40% of older adults in Travis and Williamson County had difficulty performing heavy housework, 11% had difficulty getting out of a bed or chair and 7% needed help with bathing, showering or dressing.


2009 Funding Sources



2009 Resource Allocation



Older adults are vulnerable to abuse, neglect, and exploitation. In 2009, Adult Protective Services confirmed nearly 1,300 in-home cases of abuse, neglect and exploitation of individuals age 55+ in Travis and Williamson County. Studies indicate that for every reported incident of elder abuse, neglect, exploitation or self-neglect, approximately five go unreported. Over 80% of abuse cases are committed by family members.




Consolidating Statement of Financial Position

December 31, 2009

	Family Eldercare	Lyons Gardens	Total
Assets			
Current Assets			
Cash	\$546,416	\$14,727	\$561,143
Accounts Receivable & Pledges	532,237	3,949	536,186
Prepaid Expenses	31,794	—	31,794
Total Current Assets	<u>1,110,447</u>	<u>18,676</u>	<u>1,129,123</u>
Cash Designated or Restricted	<u>1,309,807</u>	<u>238,819</u>	<u>1,548,626</u>
Pledges Due in Future Periods	<u>7,093</u>	<u>—</u>	<u>7,093</u>
Fixed Assets			
Land and Buildings	933,129	5,444,601	6,377,730
Furniture and Equipment	258,652	321,112	579,764
Less Accumulated Depreciation	(444,883)	(757,896)	(1,202,779)
Pre-Construction Costs	—	—	—
Total Fixed Assets	<u>746,898</u>	<u>5,007,817</u>	<u>5,754,715</u>
Other Assets	<u>30,508</u>	<u>—</u>	<u>30,508</u>
Total Assets	<u>\$3,204,753</u>	<u>\$5,265,312</u>	<u>\$8,470,065</u>
Liabilities and net assets			
Accounts Payable	\$17,799	\$30,348	\$48,147
Payroll Related Payables	41,482	—	41,482
Accrued Wages Payable and Other Payables	76,748	36	76,784
Accrued Management Fee	—	12,210	12,210
Accrued Vacation Leave Payable	70,808	—	70,808
Deferred Revenue	13,741	493	14,234
Total Current Liabilities	<u>220,578</u>	<u>43,087</u>	<u>263,665</u>
Funds Held for Others	21,988	—	21,988
Tenant Security Deposits	—	12,435	12,435
Contingent Long-Term Liabilities	—	4,663,967	4,663,967
Total Liabilities	<u>242,566</u>	<u>4,719,489</u>	<u>4,962,055</u>
Net Assets			
Unrestricted Net Assets			
Available for General Operations	794,008	201,973	995,981
Designated by Board of Directors	27,508	—	27,508
Investment in Fixed Assets	746,898	343,850	1,090,748
Total Unrestricted Net Assets	<u>1,568,414</u>	<u>545,823</u>	<u>2,114,237</u>
Temporarily Restricted Net Assets	1,393,773	—	1,393,773
Permanently Restricted Net Assets	—	—	—
Total Net Assets	<u>2,962,187</u>	<u>545,823</u>	<u>3,508,010</u>
Total Liabilities and Net Assets	\$3,204,753	\$5,265,312	\$8,470,065

	Unrestricted	Temporarily Restricted	Total	Unrestricted	Temporarily Restricted	Total	Consolidating Total
Revenues and other Support							
Grants and Contracts	\$1,196,820	\$257,978	\$1,454,798	—	—	—	\$1,454,798
Allocations from United Way	—	95,000	95,000	—	—	—	95,000
Contributions	375,947	10,480	386,427	—	—	—	386,427
Contributions - Capital Campaign	—	83,475	83,475	—	—	—	83,475
Contributed Services	—	337,318	337,318	—	—	—	337,318
Rents	—	—	—	307,029	—	307,029	307,029
Fee for Services	1,826,446	—	1,826,446	—	—	—	1,826,446
Fundraising Events	249,131	129,767	378,898	—	—	—	378,898
Other Revenues	21,821	—	21,821	157,154	—	157,154	178,975
Investment Income	12,862	—	12,862	1,493	—	1,493	14,355
Net Assets Released from Donor Imposed Restrictions	934,737	(934,737)	—	—	—	—	—
Total Revenue and other Support	\$4,617,764	\$(20,719)	\$4,597,045	\$465,676	—	\$465,676	\$5,062,721
Expenses							
Program Services	\$3,919,269	—	\$3,919,269	\$429,951	—	\$429,951	\$4,657,380
Supporting Services	—	—	—	—	—	—	—
Management and General	303,456	—	303,456	41,301	—	41,301	279,194
Fundraising	284,157	—	284,157	—	—	—	284,157
Total Expenses	4,506,882	—	4,506,882	471,252	—	471,252	4,978,134
Change in Net Assets	110,882	(20,719)	90,163	(5,576)	—	(5,576)	84,587
Other Changes in Net Assets	(87,193)	(250,000)	(337,193)	—	—	—	(337,193)
Beginning Net Assets	1,544,725	1,664,492	3,209,217	551,399	—	551,399	3,760,616
Ending Net Assets	\$1,568,414	\$1,393,773	\$2,962,187	\$545,823	—	\$545,823	\$3,508,010



Both homemaker and personal assistant services help alleviate depression, isolation, and dementia-related conditions among frail elders. Research has found that elders who receive even a few hours of these services each week are less likely to experience medical conditions such as hunger, dehydration, falls and skin diseases.



2009 Major Funders

Foundations

A Glimmer of Hope
Austin Community Foundation
Carl C. Anderson Sr. and Marie Jo
Anderson Charitable Foundation
Donald D. Hammill Foundation
Hicks Family Foundation
Isla Carroll Turner Friendship Trust
MFI Foundation
Redman Foundation, Inc.
Ruth & Paul Connor Foundation
Shield-Ayres Foundation
St. David's Episcopal Church
St. David's Foundation
St. David's Foundation Community Fund
Health's Angels
Texas Gas Service, a division of ONEOK,
Inc.
Theodore P. Davis Charitable Trust
The Junior League of Austin
The Roy F. & Joann Cole Mitte Foundation
Topfer Family Foundation
Travis County Medical Alliance

Governmental

City of Austin Health and Human Services
City of Austin Neighborhood Housing
and Community Development
Travis County Health and Human Services
Travis County Probate Court
Austin Travis County Integral Care
Texas Department of Aging and Disability
Services
Texas Office of the Attorney General
Texas Health and Human Services
Commission
City of Georgetown
U.S. Administration on Aging:
Community Innovations for Aging in
Place

Corporate & Individuals

Advanced Micro Devices
American Business Women's Association
Applied Materials
Austin American-Statesman Season for
Caring
BMC
Dell Direct Giving Campaign
Documation of Austin, Inc.
George & Brothers, L.L.P.
Harden Healthcare
IBM Employee Services Center
107.1 KGSR
KXAN Austin News
Lancer Resources, L.P.
Silicon Laboratories
Travis County Adult Probation
Rudy Belton
Dr. Carl Frank
Dr. Maggie H. Freeman & Rick Freeman
Leopoldo L. Leyendecker

United Way

United Way Capital Area
United Way of Williamson County



2009 Operations

■ Service Area

Travis and Williamson County

(Summer Fan Drive includes Travis, Austin, Bastrop, Blanco, Burnet, Caldwell, Colorado, Fayette, Hays, Lee, and Williamson County.)

■ Staff

43 full-time, 2 part-time and 110 In-Home Care Attendants

■ Actual Operating Budget

\$4,597,045

■ Civic Engagement

626 Pro Bono Attorneys, Guardian Advocates, Bill Payer and Special Project Volunteers provided 8,681 hours of service. The value of our volunteers' hours is estimated at \$398,992.

The most significant increase among older adults will be the "oldest old"—persons 75 and older. These individuals typically have more physical health problems, fewer financial assets and do not have a spouse or family member to care for them. As such, these individuals are more likely to need supportive services to help them manage activities of daily living.

2009 Client Services Profile

Family Eldercare programs served 6,084 older adults, people with disabilities and caregivers.

■ Race and Ethnicity

Caucasian	63%
African American	18%
Hispanic	17%
Other	2%

■ Income

Clients living at or below 200% poverty	76%
Clients living above 200% poverty	24%

■ Age

55 years of age or older	74%
Under 55 years of age	26%





Vision

Elders and adults with disabilities live in a supportive community with dignity and as much independence as possible.

Mission

Family Eldercare provides essential services to elders, adults with disabilities, and those who care for them.

The Austin area experienced more than 50 days of heat over 100 degrees during 2009. With the support of the community and corporate sponsors, Family Eldercare partnered with more than 40 nonprofit organizations to distribute more than 6,200 fans and air conditioners to individuals and families in 11 Central Texas counties.



Family Eldercare

2210 Hancock Drive
Austin, TX 78756

805 W. University Avenue
Georgetown, TX 78626

phone 512.450.0844
fax 512.459.6436

www.familyeldercare.org
www.inhomefamilyeldercare.org



Family Eldercare is a 501 (c) (3) nonprofit corporation.

